

School Choice in Lenox

Wednesday, December 14, 2016

Current Strengths and Achievements of Morris and LMMHS

- ▶ The **Morris Elementary School** has recently been named a U.S. Department of Education **National Blue Ribbon School**
- ▶ **Lenox Memorial Middle and High School** was given a Gold Medal ranking by U.S. News & World Report
- ▶ GoLocalWorcester has ranked Lenox Memorial as the 4th Top High School in Massachusetts in 2015
- ▶ The Washington Post listed Lenox Memorial Middle & High School as one of America's Most Challenging schools

History of School Choice in Lenox

- ▶ **Legislature passed School Choice legislation in March, 1991**
- ▶ **School Choice began during the 1991-1992 School year**
- ▶ **Lenox was one of the first 14 school districts in Massachusetts to participate**

School Choice Process

- ▶ Students apply by specific dates at LMMHS and Morris
- ▶ School Department determines number of slots available by grade level
- ▶ Siblings of current students have priority in a grade level if space is available
- ▶ If more students apply for a grade than slots are available a lottery is held determining each student's place on the list
- ▶ Spaces in a grade level are offered to students in the order determined by the lottery and we fill the grade up to the identified number
- ▶ Once a student has been accepted as a school choice student and enrolls in Lenox, they may stay in Lenox through their graduation

Lenox - Number of Choice-In Students

2015-16	253	2008-09	170	2001-02	85
2014-15	247	2007-08	150	2000-01	94
2013-14	222	2006-07	146	1999-00	111
2012-13	221	2005-06	135	1998-99	126
2011-12	216	2004-05	114	1997-98	91
2010-11	205	2003-04	106	1996-97	80
2009-10	192	2002-03	86	1995-96	70

Lenox - Number and %age of Choice-In Students

		%age			%age			%age
2015-16	253	34.6	2008-09	170	20.8	2001-02	85	10.1
2014-15	247	33.9	2007-08	150	18.5	2000-01	94	11.0
2013-14	222	29.5	2006-07	146	17.4	1999-00	111	12.8
2012-13	221	28.2	2005-06	135	15.9	1998-99	126	15.1
2011-12	216	26.9	2004-05	114	13.4	1997-98	91	11.3
2010-11	205	25.6	2003-04	106	12.7	1996-97	80	10.2
2009-10	192	23.2	2002-03	86	10.4	1995-96	70	8.9

Lenox - Money Received for Choice-In Students

2015-16	\$1,310,194	2008-09	\$878,651	2001-02	\$563,030
2014-15	1,279,101	2007-08	783,028	2000-01	617,863
2013-14	1,145,833	2006-07	761,559	1999-00	708,733
2012-13	1,155,093	2005-06	696,474	1998-99	494,623
2011-12	1,123,647	2004-05	592,624	1997-98	396,162
2010-11	1,075,567	2003-04	441,781	1996-97	352,410
2009-10	990,435	2002-03	487,782	1995-96	337,889

School Choice Students - Who Are They? Where are they from?

- ▶ Choice students come from Pittsfield, Lee, Becket, Tyringham, Richmond, Cheshire, Dalton, Hinsdale, Otis, and Williamstown.
- ▶ Socioeconomically, the percent of choice students qualifying for free or reduced lunch is 21.8 % while for Lenox students it is 24.2 % - virtually the same.

School Choice Students How Do They Contribute

- ▶ The additional students allow Lenox to be able to offer a broader range of academic and extracurricular programs
- ▶ The additional students allow for more voices and increased student discourse in classroom discussions
- ▶ The breadth and depth of the faculty would not be possible without the number of students resulting from the current choice policy
- ▶ The greater numbers allow us to offer a wide range of athletic programs

School Choice students participate in:

- ▶ Band and chorus
 - ▶ Shakespeare and HS and MS musicals
 - ▶ All athletic teams
 - ▶ Clubs and activities
-
- ▶ ... just as Lenox students do




► Questions?

What would the Lenox schools look like without school choice students

- ▶ We would be a very different school system if we only provided the minimum education required by the state
- ▶ We would likely have two sections of each grade at Morris
- ▶ This would have a serious effect on the program at the Middle and High School level if the classes were sized to serve only Lenox students


LMMHS Cross Country Team




LMMHS Cross Country Team without Choice Students



LMMHS French 4 Honors Class



LMMHS French 4 Honors without Choice Students



LMMHS Concert Band



LMMHS Concert Band without Choice Students



Lenox Public Schools - Current School Choice %ages by Grade

October 1, 2016

Grade	Total	Choice	%age	Grade	Total	Choice	%age
PK	12	0	0	6	67	30	45%
K	43	19	44%	7	68	21	31%
1	52	10	19%	8	69	29	42%
2	41	15	37%	9	69	33	48%
3	52	17	33%	10	50	18	36%
4	49	25	51%	11	68	30	44%
5	61	16	26%	12	64	17	27%

Lenox Public Schools - Current School Choice Enrollment Decision Process

- ▶ General Guidelines followed by LPS Superintendent
 - ▶ No more than 50% School Choice students in any grade
 - ▶ No greater than 40% School Choice in the Lenox Public schools overall



► Questions?

- For a copy of this presentation go to **lenoxps.org** then Local Governance and School Committee tabs

Average Tax Bill* for Lenox and Choice Money per Student

2016	Home Value	2016 Tax Value	Portion to School At 60%
Average Home Value	\$385,957	\$4693	\$2816
Median Home Value	\$294,400	\$3580	\$2148
School Choice per Student			\$5000
*Single family home			

FY 17 LPS Budget Breakdown

Total Budget FY17		salaries	other salaries	supplies & texts
Elementary	\$2,436,559	1,823,165	496,219	36,565
Secondary	4,959,764	3,432,101	954,656	178,069
Special Needs	1,639,655	847,035	422,850	7,200
Other School Services	132,704	45,313	66,816	5,250
Administration/Support	675,630		334,780	19,750
Operations/Maintenance	1,040,770		526,000	66,050
	\$10,885,082	6,147,614	2,801,321	312,884

Assumptions Made for Lenox Public Schools with No School Choice

Assumptions	Ave salary FTE	savings
Drop 6 Morris teachers, one from each grade	\$65,000	\$390,000
Drop the equivalent of 2 additional Morris staff (SPED, paras, student services)	65,000	130,000
Drop 5 LMMHS teachers across multiple disciplines (Math, ELA, Sci, SS, FL, etc.)	65,000	325,000
Drop the equivalent of 2 additional LMMHS staff across electives, band, sports, theater, etc.	65,000	130,000
Other savings (books, supplies, etc.)		100,000
	Potential Savings	\$1,075,000
Estimated 2016-17 School Choice Receipts	280 stud X \$5000	\$1,400,000