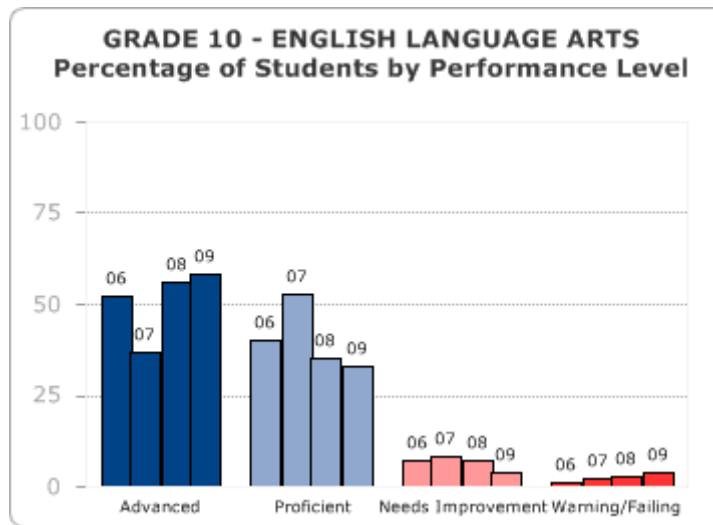


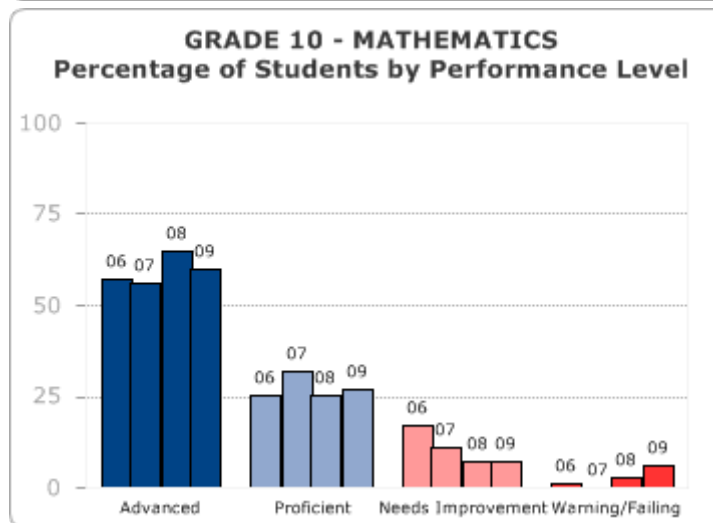
MCAS Annual Comparisons

* **NOTE:** Performance level percentages are not calculated if student group less than 10. Data Last Updated on September 16, 2009

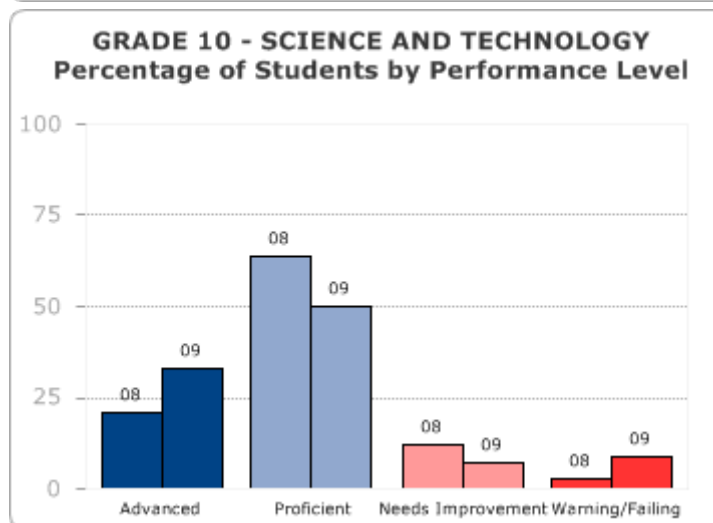
GRADE 10 - ENGLISH LANGUAGE ARTS				
PERFORMANCE LEVEL	2006	2007	2008	2009
ADVANCED	52	37	56	58
PROFICIENT	40	53	35	33
NEEDS IMPROVEMENT	7	8	7	4
FAILING	1	2	3	4



GRADE 10 - MATHEMATICS				
PERFORMANCE LEVEL	2006	2007	2008	2009
ADVANCED	57	56	65	60
PROFICIENT	25	32	25	27
NEEDS IMPROVEMENT	17	11	7	7
FAILING	1	0	3	6

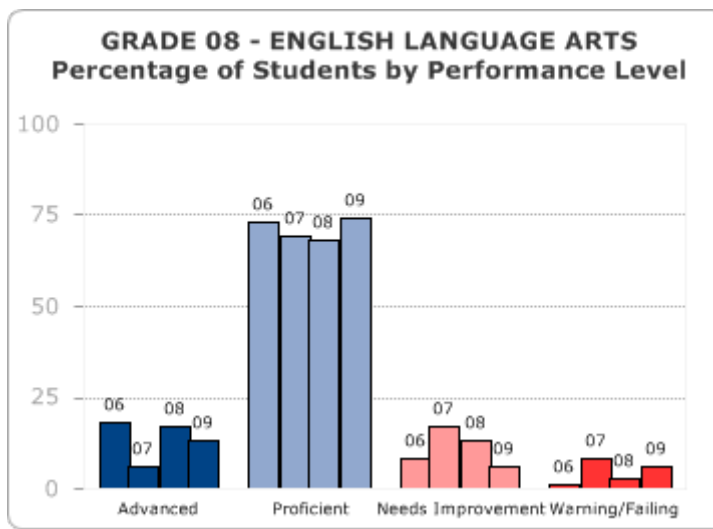


GRADE 10 - SCIENCE AND TECHNOLOGY		
PERFORMANCE LEVEL	2008	2009
ADVANCED	21	33
PROFICIENT	64	50
NEEDS IMPROVEMENT	12	7
FAILING	3	9

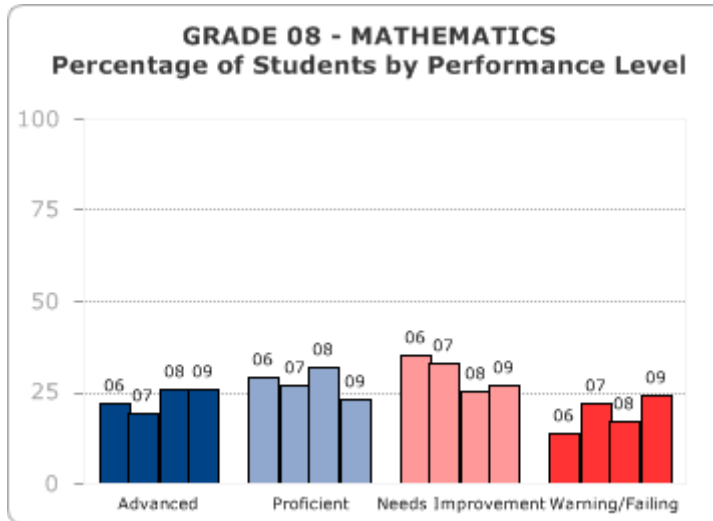


□

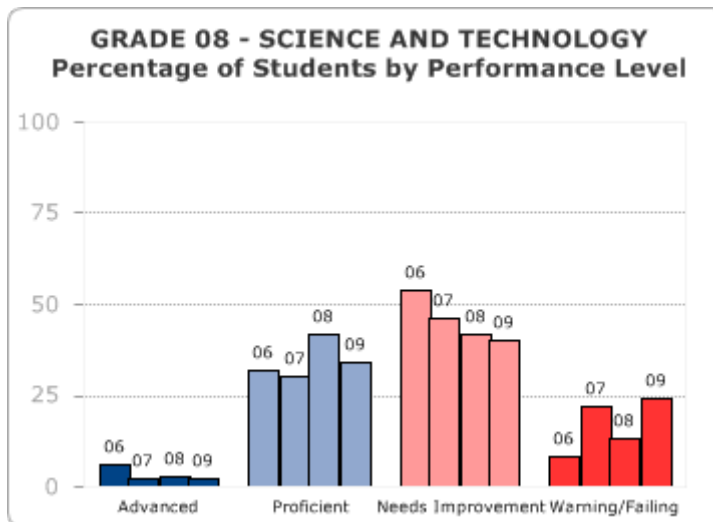
GRADE 08 - ENGLISH LANGUAGE ARTS				
PERFORMANCE LEVEL	2006	2007	2008	2009
ADVANCED	18	6	17	13
PROFICIENT	73	69	68	74
NEEDS IMPROVEMENT	8	17	13	6
FAILING	1	8	3	6



GRADE 08 - MATHEMATICS				
PERFORMANCE LEVEL	2006	2007	2008	2009
ADVANCED	22	19	26	26
PROFICIENT	29	27	32	23
NEEDS IMPROVEMENT	35	33	25	27
FAILING	14	22	17	24



GRADE 08 - SCIENCE AND TECHNOLOGY				
PERFORMANCE LEVEL	2006	2007	2008	2009
ADVANCED	6	2	3	2
PROFICIENT	32	30	42	34
NEEDS IMPROVEMENT	54	46	42	40
FAILING	8	22	13	24

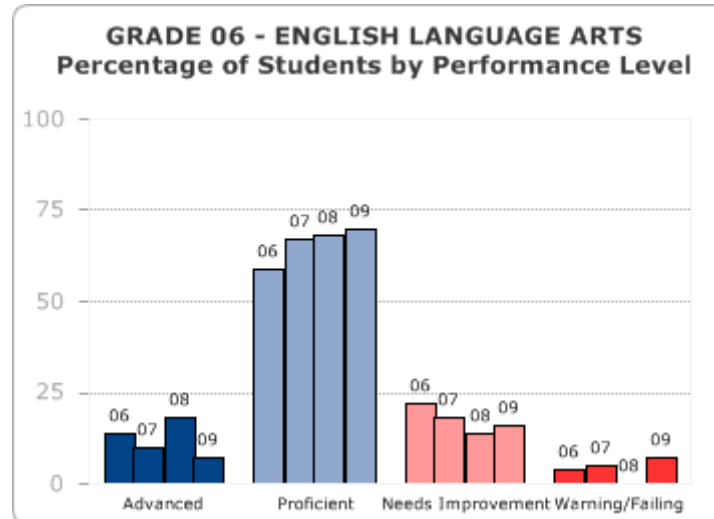
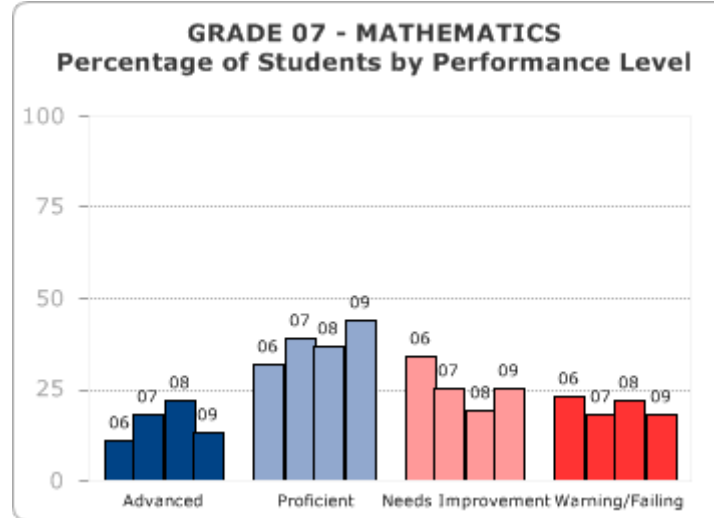
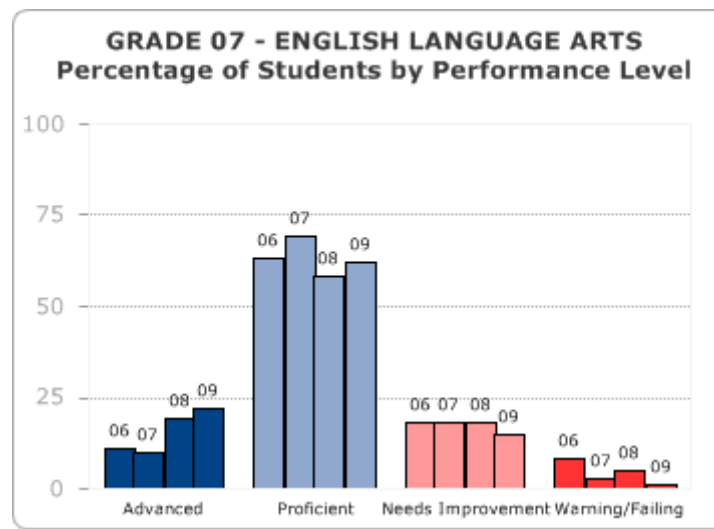


□

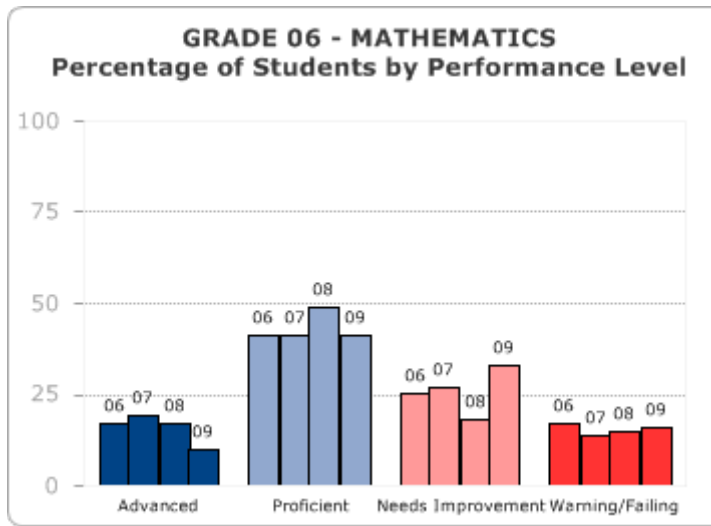
GRADE 07 - ENGLISH LANGUAGE ARTS				
PERFORMANCE 2006 2007 2008 2009				
LEVEL				
ADVANCED	11	10	19	22
PROFICIENT	63	69	58	62
NEEDS IMPROVEMENT	18	18	18	15
FAILING	8	3	5	1

GRADE 07 - MATHEMATICS				
PERFORMANCE 2006 2007 2008 2009				
LEVEL				
ADVANCED	11	18	22	13
PROFICIENT	32	39	37	44
NEEDS IMPROVEMENT	34	25	19	25
FAILING	23	18	22	18

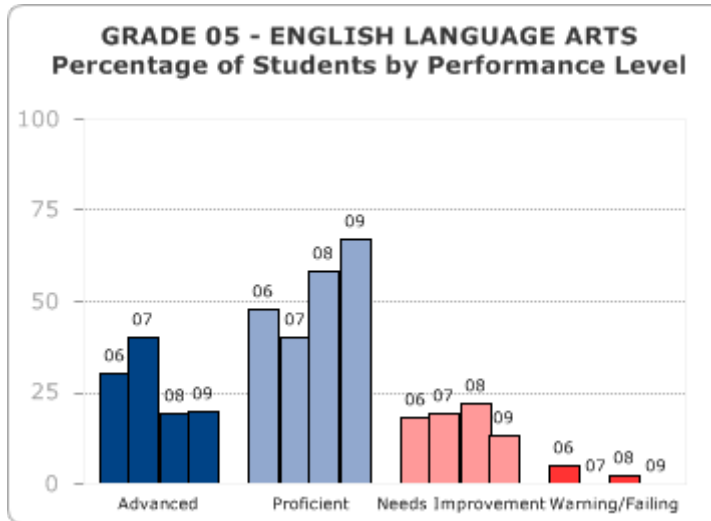
GRADE 06 - ENGLISH LANGUAGE ARTS				
PERFORMANCE 2006 2007 2008 2009				
LEVEL				
ADVANCED	14	10	18	7
PROFICIENT	59	67	68	70
NEEDS IMPROVEMENT	22	18	14	16
FAILING	4	5	0	7



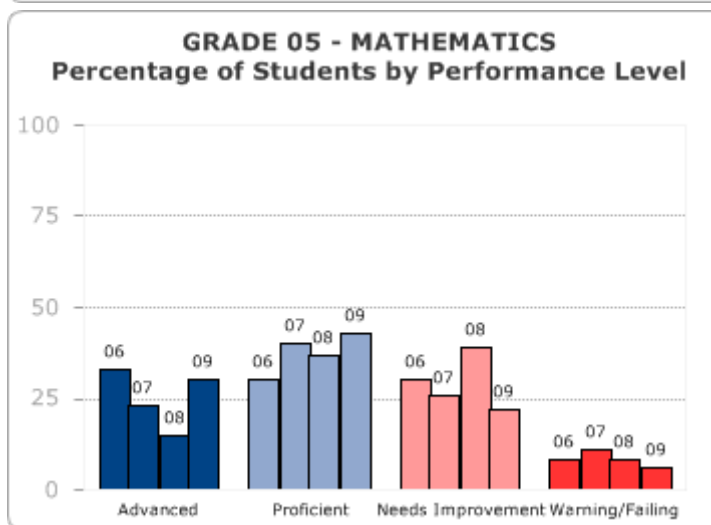
GRADE 06 - MATHEMATICS				
PERFORMANCE LEVEL	2006	2007	2008	2009
ADVANCED	17	19	17	10
PROFICIENT	41	41	49	41
NEEDS IMPROVEMENT	25	27	18	33
FAILING	17	14	15	16



GRADE 05 - ENGLISH LANGUAGE ARTS				
PERFORMANCE LEVEL	2006	2007	2008	2009
ADVANCED	30	40	19	20
PROFICIENT	48	40	58	67
NEEDS IMPROVEMENT	18	19	22	13
FAILING	5	0	2	0



GRADE 05 - MATHEMATICS				
PERFORMANCE LEVEL	2006	2007	2008	2009
ADVANCED	33	23	15	30
PROFICIENT	30	40	37	43
NEEDS IMPROVEMENT	30	26	39	22
FAILING	8	11	8	6

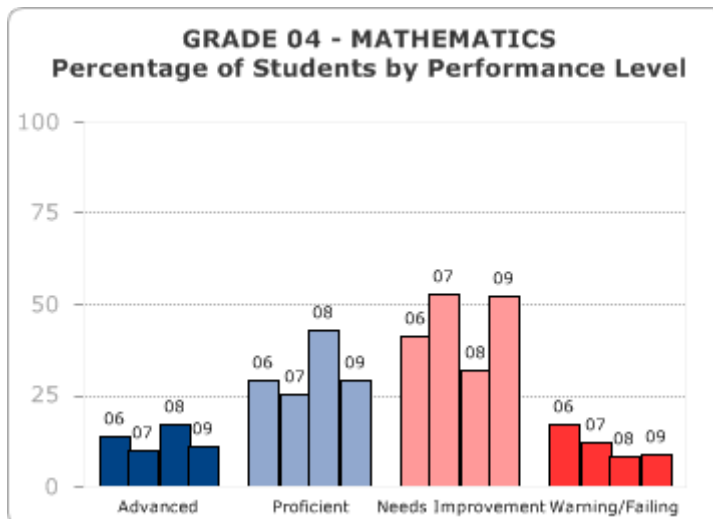
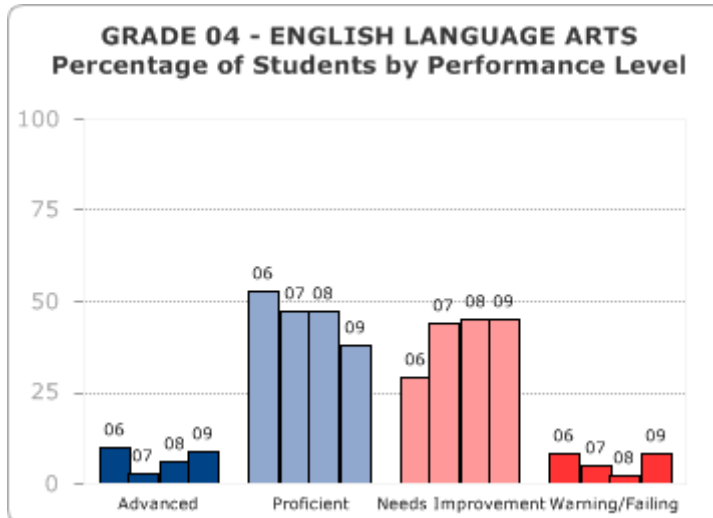
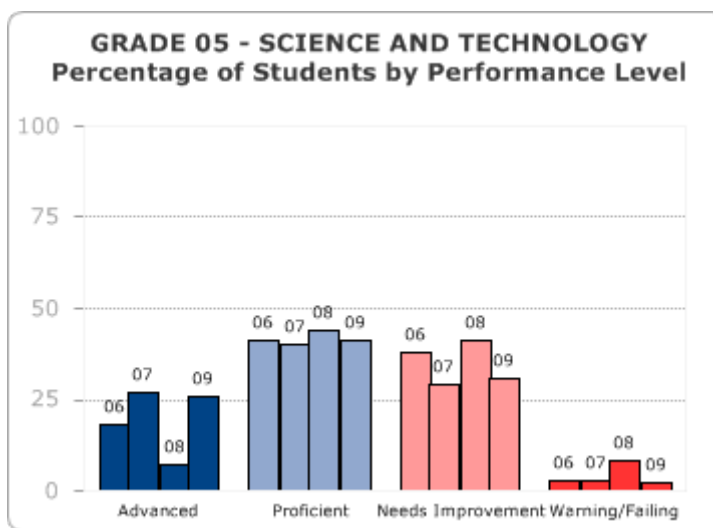


□

GRADE 05 - SCIENCE AND TECHNOLOGY				
PERFORMANCE 2006 2007 2008 2009				
LEVEL				
ADVANCED	18	27	7	26
PROFICIENT	41	40	44	41
NEEDS IMPROVEMENT	38	29	41	31
FAILING	3	3	8	2

GRADE 04 - ENGLISH LANGUAGE ARTS				
PERFORMANCE 2006 2007 2008 2009				
LEVEL				
ADVANCED	10	3	6	9
PROFICIENT	53	47	47	38
NEEDS IMPROVEMENT	29	44	45	45
FAILING	8	5	2	8

GRADE 04 - MATHEMATICS				
PERFORMANCE 2006 2007 2008 2009				
LEVEL				
ADVANCED	14	10	17	11
PROFICIENT	29	25	43	29
NEEDS IMPROVEMENT	41	53	32	52
FAILING	17	12	8	9



□

GRADE 03 - ENGLISH LANGUAGE ARTS				
PERFORMANCE 2006 2007 2008 2009				
LEVEL				
ABOVE PROFICIENT	14	11	23	21
PROFICIENT	38	68	34	49
NEEDS IMPROVEMENT	43	16	28	25
FAILING	5	5	15	6

GRADE 03 - MATHEMATICS				
PERFORMANCE 2006 2007 2008 2009				
LEVEL				
ABOVE PROFICIENT	NA	9	20	17
PROFICIENT	39	61	35	49
NEEDS IMPROVEMENT	41	23	34	25
FAILING	20	7	11	9

